



IPLED-16X64-RGB-8-M-I (Sign Inserts Model)

>Specifications

♦Internals

LEDs: Array 16x64; 1024 pixels; Fullcolor, R/G/B; Dot Pitch of 8MM.
Processor: ARM A8 at 1GHz; Memory: 1GB SDRAM; uSD Memory card: 2GB Min.

♦Electrical

Ethernet - RJ45 - 10/100Mb Cat5.
USB 2.0 - Host - Type A connector.
Audio - 3.5mm Stereo Jack - 3 conductor.
Power Switch - DPDT 1/0 legend marked.
Power Input:
IEC 320-C14 style male receptacle.

♦Mechanicals



Length: 24.5"(622.3mm).
Height: 9.5"(241.3mm).
Depth: 3"(76.2mm).
Weight: 10lbs.

♦Power Requirements

Input - 95 ~ 260VAC at 50 ~ 60Hz.
Power Consumption:
188W maximum
48W typical
Inrush - cold start (est):
18A @ 115VAC
36A @ 230VAC

♦Environmental

Operating Temperature:
-34°C ~65°C ambient.
-30°F ~ 150°F ambient.
Relative Humidity:
upto 90 % non-condensing.
Ethernet Isolation:
1500VAC min per IEEE 802.3.



>Display Features

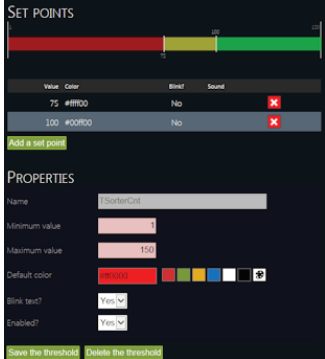


♦Remote 'snapshot'

Not where you can see your display, no problem. View exactly what is on the display no matter where you are. The sign generates an instant copy of what is being displayed and sends it right to your browser.

♦Integrated 10/100 Ethernet

This is the core of our technology which allows for superior ease of use and integration in conjunction with the unit's built in web-server. TCP/IP enabled out of the box. Use built-in support for DHCP and NTP to aid in your ease of configuration.



♦Data thresholds

Set thresholds on your data to change your message color or state to bring impact to an event.

♦Server-free solution

With easy web-based interfaces and easy to program XML data structures, no longer do you need middleware or any additional hardware to accumulate data saving you time, money and resources.

Direct PLC Interfaces


Connect to Standard based PLC's including: Ethernet/IP™, Modbus/TCP, Melsec(Mistubishi), FINS (OMRON), and OPC.

♦Browser based interface

Ease of use exemplified. Manage your display from a simple web-browser anywhere - any time. Send messages, check status, and manage thresholds, layouts, remote or local data fields all from web pages hosted on the sign. No software to install and no custom programming needed.

♦Live message elements

Insert data into any message. You can have real-time data and see it update dynamically on the display. Any message may contain static or scrolling text, live data, database elements, clocks, bit-mapped graphics or any combination therein.



♦Dynamic sign layouts

Schedule any number of layouts with our Playlist manager. Show real-time data, statistics, company news, safety information, or general messages in their own unique layout to get the impact you want. The Playlist manager allows you to schedule the times and order - it is all under your control.



♦Fonts, graphics and effects

Use any of the 44 built-in text or graphics fonts to build your message. Add pizzazz using the built-in entry and exit effects.



♦Conditions/Program Logic

Program logic can be tied to variables on the sign. As data is changed "Program logic" can be used to Activate/Deactivate Messages, Layouts, Thresholds, Commands or even update other variables on the sign.

♦Simple Integration/Open Interface

Use simple standard XML syntax and constructs to send data to the display. No proprietary protocols, syntaxes, or languages to learn. Any XML capable application like MS Excel or SQL Server or programming language like Perl, VB, or C# can easily update data fields or elements on the sign.